

Silicon NPN Power Transistors

2SC5386

DESCRIPTION

- With TO-3P(H)IS package
- High voltage;high speed
- Low collector saturation voltage

APPLICATIONS

- Horizontal deflection output for high resolution display,color TV
- High speed switching applications

PINNING

PIN	DESCRIPTION
1	Base
2	Collector
3	Emitter




Fig.1 simplified outline (TO-3P(H)IS) and symbol

Absolute maximum ratings(Ta=25)

SYMBOL	PARAMETER	CONDITIONS	VALUE	UNIT
V_{CBO}	Collector-base voltage	Open emitter	1500	V
V_{CEO}	Collector-emitter voltage	Open base	600	V
V_{EBO}	Emitter-base voltage	Open collector	5	V
I_C	Collector current		8	A
I_{CM}	Collector current-Peak		16	A
I_B	Base current		4	A
P_C	Total power dissipation	$T_C=25$	50	W
T_j	Junction temperature		150	
T_{stg}	Storage temperature		-55~150	

Silicon NPN Power Transistors

2SC5386

CHARACTERISTICS

T_j=25 unless otherwise specified

SYMBOL	PARAMETER	CONDITIONS	MIN	TYP.	MAX	UNIT
V _{(BR)CEO}	Collector-emitter breakdown voltage	I _C =10mA ; I _B =0	600			V
V _{CEsat}	Collector-emitter saturation voltage	I _C =6A; I _B =1.5A			3.0	V
V _{BEsat}	Base-emitter saturation voltage	I _C =6A; I _B =1.5A			1.5	V
I _{CBO}	Collector cut-off current	V _{CB} =1500V; I _E =0			1.0	mA
I _{EBO}	Emitter cut-off current	V _{EB} =5V; I _C =0			10	μA
h _{FE-1}	DC current gain	I _C =1A ; V _{CE} =5V	15		35	
h _{FE-2}	DC current gain	I _C =6A ; V _{CE} =5V	4.3		7.5	
C _{ob}	Collector output capacitance	I _E =0 ; V _{CB} =10V, f=1MHz		105		pF
f _T	Transition frequency	I _E =0.1A ; V _{CE} =10V		1.7		MHz

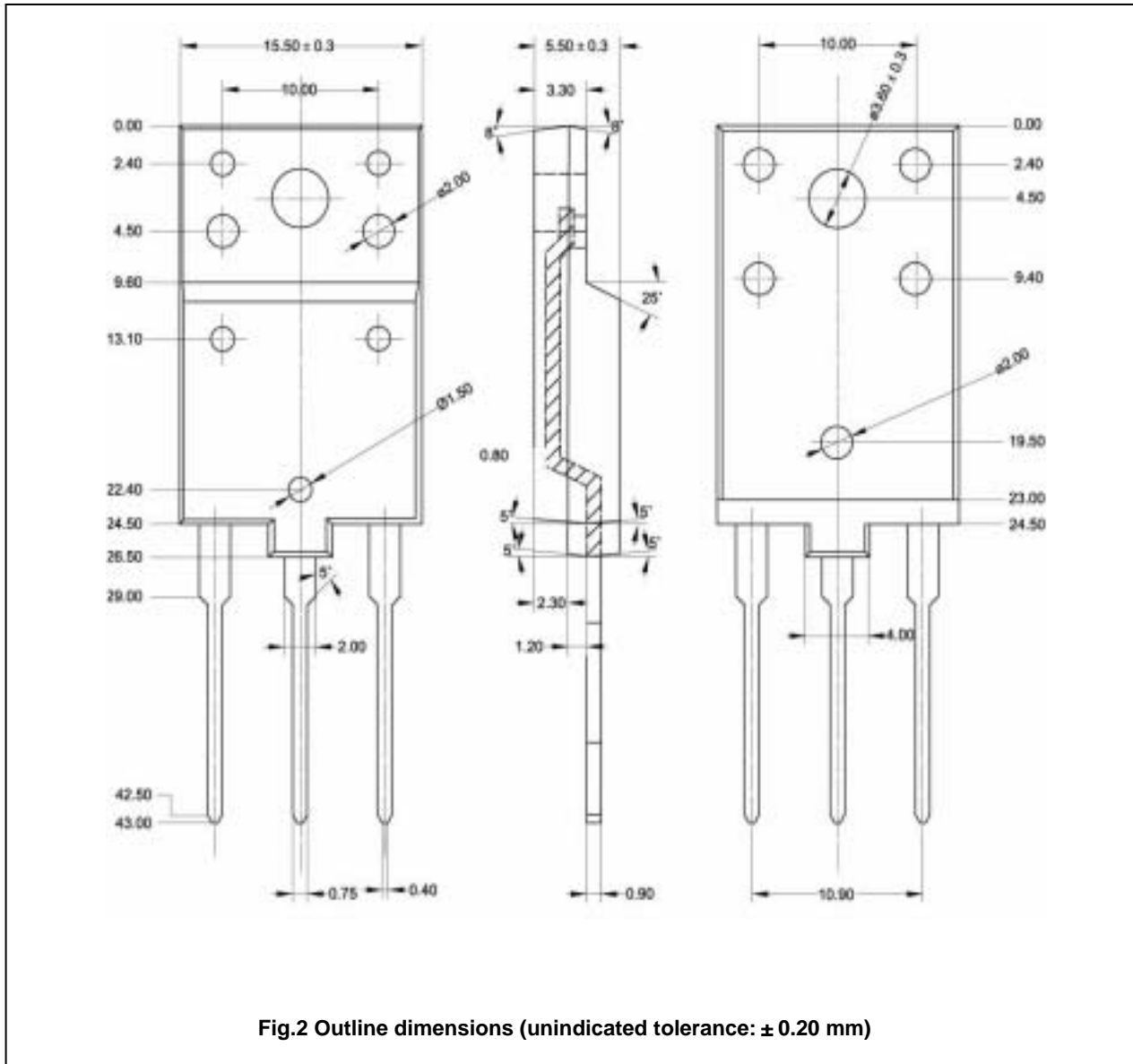
Switching times

t _s	Storage time	I _{CP} =5A; I _{B1(end)} =1.0A f _H =64kHz		2.5	3.5	μs
t _f	Fall time			0.15	0.3	μs

Silicon NPN Power Transistors

2SC5386

PACKAGE OUTLINE



Silicon NPN Power Transistors

2SC5386

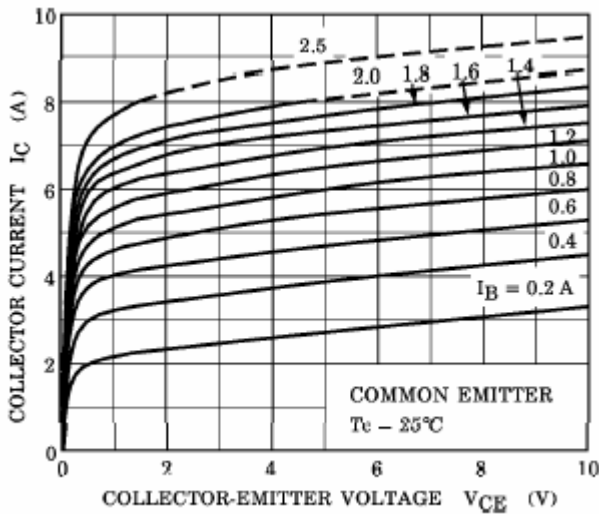


Fig.3 Static Characteristic

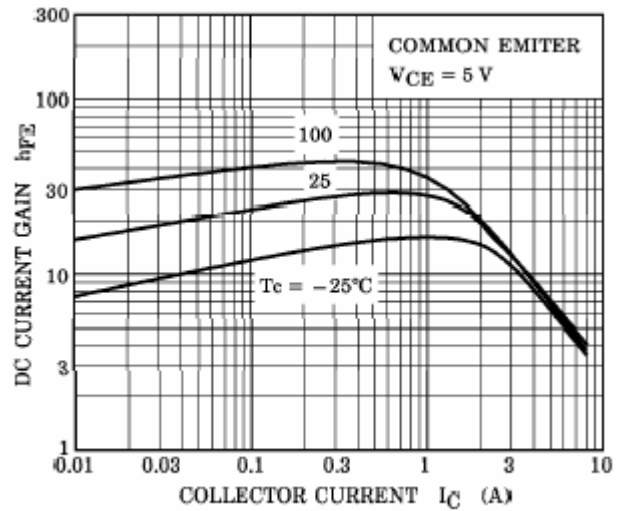


Fig.4 DC current Gain

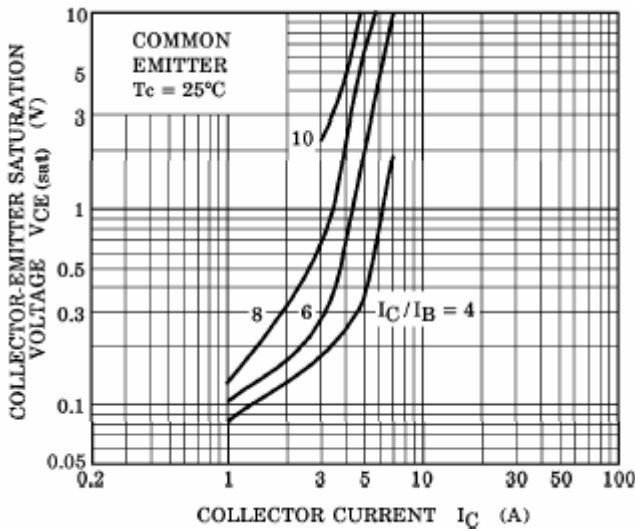


Fig.5 Collector-Emitter Saturation Voltage

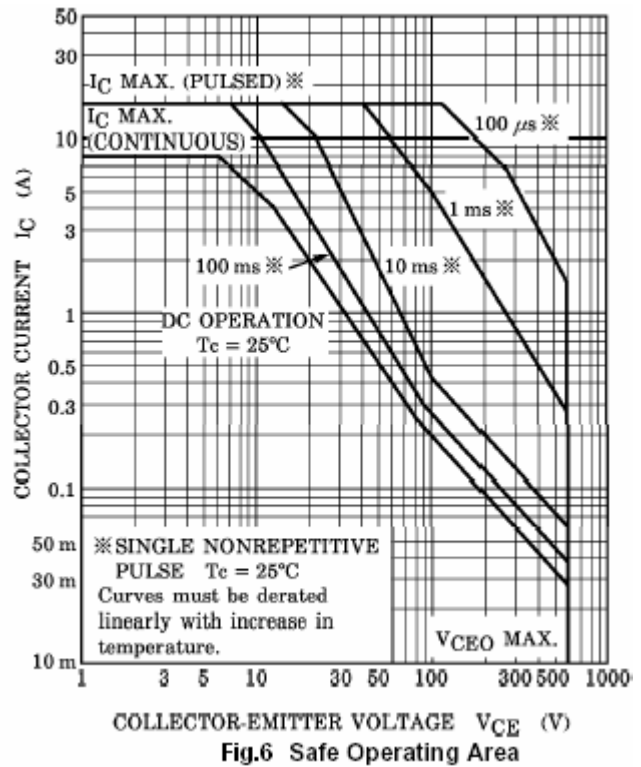


Fig.6 Safe Operating Area